












1. OVERALL Chairmans opening/close and objectives for the day - Andrew Roberts

		Response Percent	Response Count
Excellent		18.2%	8
Very Good		47.7%	21
Good		36.4%	16
Average		0.0%	0
Poor		0.0%	0
answered question			44
skipped question			1





2. CONTENT HMRC Intervention Visits - Karen Secker

		Response Percent	Response Count
Excellent		26.7%	12
Very Good		53.3%	24
Good		17.8%	8
Average		2.2%	1
Poor		0.0%	0
answered question			45
skipped question			0





3. DELIVERY HMRC Intervention Visits - Karen Secker

		Response Percent	Response Count
Excellent		15.6%	7
Very Good		46.7%	21
Good		28.9%	13
Average		8.9%	4
Poor		0.0%	0
answered question			45
skipped question			0





4. CONTENT Dealing with rent collection & arrears - CBRE

		Response Percent	Response Count
Excellent		15.6%	7
Very Good		42.2%	19
Good		40.0%	18
Average		2.2%	1
Poor		0.0%	0
answered question			45
skipped question			0

5. DELIVERY Dealing with rent collection & arrears - CBRE

		Response Percent	Response Count
Excellent		8.9%	4
Very Good		44.4%	20
Good		42.2%	19
Average		4.4%	2
Poor		0.0%	0
answered question			45
skipped question			0

6. CONTENT What is residential property? - Mike Norris

		Response Percent	Response Count
Excellent		8.9%	4
Very Good		40.0%	18
Good		35.6%	16
Average		15.6%	7
Poor		0.0%	0
answered question			45
skipped question			0

7. DELIVERY What is residential property? - Mike Norris

		Response Percent	Response Count
Excellent		8.9%	4
Very Good		33.3%	15
Good		37.8%	17
Average		20.0%	9
Poor		0.0%	0
answered question			45
skipped question			0

8. CONTENT TMP & related issues - Michael Smith

		Response Percent	Response Count
Excellent		15.6%	7
Very Good		53.3%	24
Good		24.4%	11
Average		6.7%	3
Poor		0.0%	0
answered question			45
skipped question			0






9. DELIVERY TMP & related issues - Michael Smith

		Response Percent	Response Count
Excellent		11.4%	5
Very Good		36.4%	16
Good		34.1%	15
Average		18.2%	8
Poor		0.0%	0
answered question			44
skipped question			1




10. CONTENT RPSR Audits - Andrew Roberts

		Response Percent	Response Count
Excellent		16.7%	7
Very Good		47.6%	20
Good		33.3%	14
Average		2.4%	1
Poor		2.4%	1
answered question			42
skipped question			3




11. DELIVERY RPSR Audits - Andrew Roberts

		Response Percent	Response Count
Excellent		11.1%	5
Very Good		53.3%	24
Good		33.3%	15
Average		2.2%	1
Poor		2.2%	1
answered question			45
skipped question			0





12. CONTENT Finance Bill - Robert Graves

		Response Percent	Response Count
Excellent		23.3%	10
Very Good		55.8%	24
Good		20.9%	9
Average		0.0%	0
Poor		0.0%	0
answered question			43
skipped question			2

13. DELIVERY Finance Bill - Robert Graves

		Response Percent	Response Count
Excellent		23.3%	10
Very Good		44.2%	19
Good		32.6%	14
Average		0.0%	0
Poor		0.0%	0
answered question			43
skipped question			2

14. OVERALL Interactive Session - Robert Graves & Michael Smith

		Response Percent	Response Count
Excellent		12.5%	5
Very Good		40.0%	16
Good		45.0%	18
Average		2.5%	1
Poor		0.0%	0
answered question			40
skipped question			5





15. CONTENT Thoughts on Pensions Post 2011 - Neil MacGillivray

		Response Percent	Response Count
Excellent		7.3%	3
Very Good		39.0%	16
Good		39.0%	16
Average		14.6%	6
Poor		0.0%	0
answered question			41
skipped question			4





16. DELIVERY Thoughts on Pensions Post 2011 - Neil MacGillivray

		Response Percent	Response Count
Excellent		2.6%	1
Very Good		46.2%	18
Good		35.9%	14
Average		15.4%	6
Poor		0.0%	0
answered question			39
skipped question			6





17. DELIVERY Where will scheme pensions under individual trust based schemes fit? - Tony Moore

		Response Percent	Response Count
Excellent		26.8%	11
Very Good		53.7%	22
Good		17.1%	7
Average		2.4%	1
Poor		0.0%	0
answered question			41
skipped question			4




18. CONTENT Where will scheme pensions under individual trust based schemes fit? - Tony Moore

		Response Percent	Response Count
Excellent		14.6%	6
Very Good		56.1%	23
Good		26.8%	11
Average		2.4%	1
Poor		0.0%	0
answered question			41
skipped question			4




19. OVERALL Open Session - Robert Graves

		Response Percent	Response Count
Excellent		9.8%	4
Very Good		39.0%	16
Good		48.8%	20
Average		2.4%	1
Poor		0.0%	0
answered question			41
skipped question			4




20. OVERALL Ease of online registration

		Response Percent	Response Count
Excellent		31.8%	14
Very Good		40.9%	18
Good		27.3%	12
Average		0.0%	0
Poor		0.0%	0
answered question			44
skipped question			1

21. OVERALL Conference packs and badges

		Response Percent	Response Count
Excellent		20.5%	9
Very Good		50.0%	22
Good		29.5%	13
Average		0.0%	0
Poor		0.0%	0
answered question			44
skipped question			1

22. OVERALL Staff - AV & Event staff

		Response Percent	Response Count
Excellent		27.3%	12
Very Good		50.0%	22
Good		22.7%	10
Average		0.0%	0
Poor		0.0%	0
answered question			44
skipped question			1

23. OVERALL Staff - IOD event and catering staff

		Response Percent	Response Count
Excellent		18.2%	8
Very Good		34.1%	15
Good		40.9%	18
Average		9.1%	4
Poor		0.0%	0
answered question			44
skipped question			1

24. OVERALL Interactive Voting

		Response Percent	Response Count
Excellent		29.5%	13
Very Good		50.0%	22
Good		20.5%	9
Average		0.0%	0
Poor		0.0%	0
answered question			44
skipped question			1

25. OVERALL Catering

		Response Percent	Response Count
Excellent		4.5%	2
Very Good		25.0%	11
Good		34.1%	15
Average		25.0%	11
Poor		15.9%	7
answered question			44
skipped question			1

26. Do you think the workshop represented good value for money?

		Response Percent	Response Count
Yes		88.9%	40
No		0.0%	0
Don't know		11.1%	5
answered question			45
skipped question			0

27. Would you like to see more of these style workshops?

		Response Percent	Response Count
Yes		95.6%	43
No		0.0%	0
Don't know		4.4%	2
answered question			45
skipped question			0

28. Any other comments?

**Response
Count**

13

answered question

13

skipped question

32